

**FIRST ROUND**

***Harlan vs. Casey County***

**March 17, 1993**

VISITORS (Last Name, First)

NO.	CASEY COUNTY	Tot FG		3-POINT		FT	FTA	Rebounds			PF	TP	A	TO	BLK	S	TIME	
		FG	FGA	FG	FGA			OFF	DEF	TOT								
33	WALL, DARAN	1	4	1	4	0	2	0	3	3	5	3	0	1	1	0	22:59	
41	BAIRD, RANCE	8	16	1	1	3	5	1	5	6	3	20	2	6	0	1	30:45	
25	BARRETT, MIKE	4	12	0	0	0	0	0	9	9	1	8	0	2	1	0	25:13	
15	CUNDIFF, DARIN	2	4	1	3	0	0	1	1	2	4	5	4	3	0	3	30:06	
20	BUTCHER, MARK	10	19	2	3	3	5	7	3	10	5	25	2	0	1	1	23:19	
31	DAVIS, ADAM	1	2	0	1	0	0	1	1	2	4	2	1	0	0	0	12:55	
35	EMERSON, ROBBY	1	2	0	0	0	0	0	0	0	0	2	0	0	0	0	1:45	
30	PARTON, RONNIE	1	2	0	0	0	0	1	0	1	1	2	0	0	0	0	5:26	
23	PIERCE, SHAWN	1	3	1	3	0	0	0	1	1	2	3	0	0	0	0	7:32	
TEAM REBOUNDS (INCLUDED IN TOTALS)								1										
TOTALS		29	64	6	15	6	12	12	23	35	26	70		9	13	3	5	160

TOTAL FG	1st HALF	5/13	38.5%	2nd HALF	24/51	47.1%	GAME	29/64	45.3%	DEADBALL	
3-POINT FG	1st HALF	0/1	0.0%	2nd HALF	6/14	42.9%	GAME	6/15	40.0%	REBOUNDS	4
FREE THROWS	1st HALF	3/6	50.0%	2nd HALF	3/6	50.0%	GAME	6/12	50.0%		

HOME (Last Name, First)

NO.	HARLAN	Tot FG		3-POINT		FT	FTA	Rebounds			PF	TP	A	TO	BLK	S	TIME	
		FG	FGA	FG	FGA			OFF	DEF	TOT								
42	SIMPSON, STACY	0	0	0	0	0	0	0	0	0	2	0	0	0	0	2	20:41	
44	COX, TODD	5	9	0	0	6	6	1	7	8	3	16	0	1	0	0	27:50	
22	THOMAS, CHARLES	7	15	1	2	3	5	1	11	12	2	18	1	4	2	0	27:13	
10	LESTER, CASEY	3	14	1	3	6	8	2	3	5	2	23	1	2	0	1	31:46	
14	JONES, MICHAEL	4	12	0	4	3	5	1	1	2	1	11	8	3	0	2	31:47	
12	HUOSON, KEVIN	2	5	0	1	1	3	1	5	6	1	5	0	2	0	2	17:53	
40	SIMPSON, JEREMY	0	1	0	0	2	2	1	0	1	0	2	0	0	0	0	2:23	
04	BLANTON, NATHAN	0	0	0	0	0	0	0	0	0	1	0	0	0	0	0	0:27	
TEAM REBOUNDS (INCLUDED IN TOTALS)								3										
TOTALS		26	56	2	10	21	29	10	27	37	12	75		11	12	2	7	160

TOTAL FG	1st HALF	5/17	29.4%	2nd HALF	21/39	53.8%	GAME	26/56	46.4%	DEADBALL	
3-POINT FG	1st HALF	1/5	20.0%	2nd HALF	1/5	20.0%	GAME	2/10	20.0%	Rebounds	3
FREE THROWS	1st HALF	2/2	100.0%	2nd HALF	19/27	70.4%	GAME	21/29	72.4%		

OFFICIALS: CURTIS KING, GLENN BROWN, ALT. - ANGELUCCI

Technical:

CASEY COUNTY Bench - 1;

SCORE BY PERIODS					
CASEY COUNTY	13	14	19	24	= 70
HARLAN	13	19	17	26	= 75

Attendance: 13,125

COMMENTS: POINTS OFF TURNOVERS

CASEY COUNTY 13 HARLAN

11 CASEY COUNTY

SECOND CHANCE POINTS

13 HARLAN

10

CASEY COUNTY "REBELS" vs HARLAN "GREEN DRAGONS"  
1st Half Play by Play

Tip off at 7:30 PM on 03/17/93 at BOYS STATE TOURNEY GAME 3  
Produced by the KHSAA Sweet Sixteen Stat Crew with FINAL III - a Product of LEXI

PAGE : 1

Player				Team	HARLAN	Time	Score	CASEY COUNTY	Player	Team			
SIMPSON, STACY ,COX, TODD					THOMAS, CHARLES,LESTER, CASEY,JONES, MICHAEL								
					Ball to GREEN DRAGONS								
1-1	100%	1-3	33.3%		14 ft Left Side Jump shot by LESTER, CASEY	1	7:13	*2-0					
1-1	100%	2-4	50.0%		3 pt 24 ft Right Side Jump shot by THOMAS, CHARLES	1	6:46	*5-0					
1		1			Foul on LESTER, CASEY	1	6:11	5-2*	Follow Layup by BUTCHER, MARK	1-3	33.3%	1-5	20.0%
1-2	50.0%	3-9	33.3%		Driving Layup by COX, TODD	1	5:47		Foul on BARRETT, MIKE	1		1	
1		1			Assist by LESTER, CASEY	1	5:19						
1		2			Foul on THOMAS, CHARLES	1	4:51	*7-2					
					2-2 100% 2-2 100%								
					12 ft Left Side Jump shot by BAIRD, RANCE								
					Assist by BUTCHER, MARK								
					Foul on WALL, DARAN								
2-3	66.6%	4-10	40.0%		8 ft Left Side Jump shot by LESTER, CASEY	1	4:34			1-2	50.0%	2-7	28.5%
1		2			Assist by JONES, MICHAEL	1	4:33	7-4*	BUTCHER, MARK, 2 Free Throws made both	1		1	
2		3			Foul on THOMAS, CHARLES	1	4:24	7-6*	12 ft Left Side Jump shot by BAIRD, RANCE	1		2	
					Sub In: HUDSON, KEVIN Out: THOMAS, CHARLES								
					Sub In: SIMPSON, JEREMY Out: COX, TODD								
					Foul on HUDSON, KEVIN								
					Sub In: BLANTON, NATHAN Out: JONES, MICHAEL								
					Sub In: JONES, MICHAEL Out: BLANTON, NATHAN								
2-2	100%	2-2	100%		SIMPSON, JEREMY, 2 Free Throws made both	1	4:18		Foul on WALL, DARAN	2-3	66.6%	3-8	37.5%
3-5	60.0%	5-16	31.2%		10 ft Lane Jump shot by LESTER, CASEY	1	4:17	*9-6	Follow Layup by BUTCHER, MARK	2-4	50.0%	4-10	40.0%
					Sub In: DAVIS, ADAM Out: CUNDIFF, DARIN								
					WALL, DARAN, 2 Free Throws missed both								
					Foul on WALL, DARAN								
					Sub In: EMERSON, ROBBY Out: WALL, DARAN								
					9-11* BUTCHER, MARK, 2 Free Throws missed 1st made 2nd								
					Foul on DAVIS, ADAM								
					Sub In: CUNDIFF, DARIN Out: DAVIS, ADAM								
					Sub In: WALL, DARAN Out: EMERSON, ROBBY								
					Foul on BUTCHER, MARK								
					3-4 75.0% 3-6 50.0%								
					11-11								
					6 ft Lane Turnaround by BUTCHER, MARK								
					11-13*								
					13-13								
					3-6 50.0% 5-12 41.6%								

Player				Team	HARLAN	Time	Score	CASEY COUNTY	Player	Team
SIMPSON, STACY ,COX, TODD, THOMAS, CHARLES, LESTER, CASEY, JONES, MICHAEL								WALL, DARAN, BAIRD, RANCE, BARRETT, MIKE, CUNDIFF, DARIN, BUTCHER, MARK		
4-7	57.1%	6-19	31.5%	Driving Layup by LESTER, CASEY		2	7:31	Ball to REBELS		
				Assist by JONES, MICHAEL		2	7:06	Sub In: PARTON, RONNIE Out: BARRETT, MIKE	1	6
5-8	62.5%	7-20	35.0%	3 pt 22 ft Left Side Jump shot by LESTER, CASEY		2	6:24	Foul on CUNDIFF, DARIN		
				Assist by THOMAS, CHARLES						
REB: 13 A: 4 BLK: 1 TO: 4 PF: 4						2	6:19	REB: 11 A: 1 BLK: 2 TO: 3 PF: 6		
S: 2 FT: 2-2 100% FG: 7-20 35.0%						T I M E - O U T CASEY COUNTY No. 1		S: 1 FT: 3-6 50.0% FG: 5-16 31.2%		
1-6	16.6%	8-22	36.3%	10 ft Lane Jump shot by JONES, MICHAEL		2	6:19	Sub In: PIERCE, SHAWN Out: BUTCHER, MARK		
						2	5:43	*20-13	1-2	50.0%
						2	5:18	20-16* 3 pt 20 ft Left Side Jump shot by WALL, DARAN	1	6-18
								Assist by CUNDIFF, DARIN	2	33.3%
2-5	40.0%	9-24	37.5%	6 ft Lane Bank by THOMAS, CHARLES		2	4:29	*22-16		
						2	4:08	22-18* Follow Layup by PARTON, RONNIE	1-2	50.0%
						2	3:42	22-21* 3 pt 20 ft Circle Jump shot by PIERCE, SHAWN	1-1	100%
						2	3:32	*24-21	8-22	36.3%
2-3	66.6%	10-26	38.4%	3 ft Lane Turnaround by COX, TODD		2	3:02	Sub In: BARRETT, MIKE Out: BAIRD, RANCE		
				Assist by JONES, MICHAEL		2	3:02	Sub In: BUTCHER, MARK Out: PARTON, RONNIE		
3-4	75.0%	11-29	37.9%	Driving Layup by COX, TODD		2	2:31	*26-21		
				Assist by JONES, MICHAEL						
				Sub In: HUDSON, KEVIN Out: THOMAS, CHARLES		2	2:08	26-23* 7 ft Lane Follow by BUTCHER, MARK	4-9	44.4%
						2	1:47	Foul on WALL, DARAN	3	9-26
						2	1:47		7	34.6%
2-2	100%	4-4	100%	COX, TODD, 1 & Bonus made both		2	1:47	Sub In: BAIRD, RANCE Out: WALL, DARAN		
						2	1:47	*28-23	1	8
						2	1:10	Foul on BAIRD, RANCE		
						2	1:10	Sub In: DAVIS, ADAM Out: PIERCE, SHAWN		
2-2	100%	6-6	100%	LESTER, CASEY, 2 Free Throws made both		2	1:10	*30-23		
						2	0:45	30-25* 4 ft Lane Turnaround by EMERSON, ROBBY	1-1	100%
1-2	50.0%	12-31	38.7%	6 ft Lane Jump shot by HUDSON, KEVIN		2	0:21	*32-25	1-1	100%
						2	0:06	32-27* 7 ft Lane Jump shot by DAVIS, ADAM	2	11-29
								Assist by CUNDIFF, DARIN	3	37.9%

Official Boxscore \* OFFICIAL FIRST HALF \*  
 Date: 03-17-93 Site:BOYS STATE TOURNY GAME 3

VISITORS (Last Name, First)

NO.	CASEY COUNTY	Tot FG		3-POINT		FT	FTA	Rebounds			PF	TP	A	TO	BLK	S	TIME	
		FG	FGA	FG	FGA			OFF	DEF	TOT								
33	WALL, DARAN	1	3	1	3	0	2	0	2	2	3	3	0	0	1	0	13:22	
41	BAIRD, RANCE	2	7	0	0	0	0	0	1	1	1	4	0	1	0	1	14:45	
25	BARRETT, MIKE	0	3	0	0	0	0	0	4	4	1	0	0	1	0	0	11:31	
15	CUNDIFF, DARIN	0	1	0	1	0	0	0	1	1	1	0	2	1	0	0	14:32	
20	BUTCHER, MARK	4	9	0	0	3	4	4	2	6	1	11	1	0	1	0	12:43	
31	DAVIS, ADAM	1	1	0	0	0	0	0	0	0	1	2	0	0	0	0	2:38	
35	EMERSON, ROBBY	1	1	0	0	0	0	0	0	0	0	2	0	0	0	0	0:51	
30	PARTON, RONNIE	1	2	0	0	0	0	1	0	1	0	2	0	0	0	0	4:29	
23	PIERCE, SHAWN	1	2	1	2	0	0	0	1	1	0	3	0	0	0	0	5:09	
TEAM REBOUNDS (INCLUDED IN TOTALS)																		
TOTALS		11	29	2	2	6	3	6	5	11	16	8	27	3	3	2	1	80
TOTAL FG 1st HALF 5/13 38.5%		2nd HALF 6/16 37.5%		GAME 11/29 37.9%		DEADBALL												
3-POINT FG 1st HALF 0/1 0.0%		2nd HALF 2/5 40.0%		GAME 2/6 33.3%		REBOUNDS												2
FREE THROWS 1st HALF 3/6 50.0%		2nd HALF 0/0 0.0%		GAME 3/6 50.0%														

HOME (Last Name, First)

NO.	HARLAN	Tot FG		3-POINT		FT	FTA	Rebounds			PF	TP	A	TO	BLK	S	TIME	
		FG	FGA	FG	FGA			OFF	DEF	TOT								
42	SIMPSON, STACY	0	0	0	0	0	0	0	0	0	0	0	0	0	0	0	16:00	
44	COX, TODD	3	4	0	0	2	2	0	2	2	0	8	0	0	0	0	13:37	
22	THOMAS, CHARLES	2	5	1	2	0	0	0	8	8	2	5	1	1	1	0	11:13	
10	LESTER, CASEY	5	11	1	3	2	2	2	2	4	1	13	1	1	0	0	16:00	
14	JONES, MICHAEL	1	8	0	4	0	0	1	1	2	0	2	4	2	0	2	15:47	
12	HUDSON, KEVIN	1	2	0	0	0	0	0	1	1	1	2	0	0	0	0	4:47	
40	SIMPSON, JEREMY	0	1	0	0	2	2	1	0	1	0	2	0	0	0	0	2:23	
04	BLANTON, NATHAN	0	0	0	0	0	0	0	0	0	0	0	0	0	0	0	0:13	
TEAM REBOUNDS (INCLUDED IN TOTALS)																		
TOTALS		12	31	2	2	9	6	6	7	14	21	4	32	6	4	1	2	80
TOTAL FG 1st HALF 5/17 29.4%		2nd HALF 7/14 50.0%		GAME 12/31 38.7%		DEADBALL												
3-POINT FG 1st HALF 1/5 20.0%		2nd HALF 1/4 25.0%		GAME 2/9 22.2%		REBOUNDS												1
FREE THROWS 1st HALF 2/2 100.0%		2nd HALF 4/4 100.0%		GAME 6/6 100.0%														

OFFICIALS: CURTIS KING, GLENN BROWN, ALT. - ANGELUCCI  
 Technicals: None

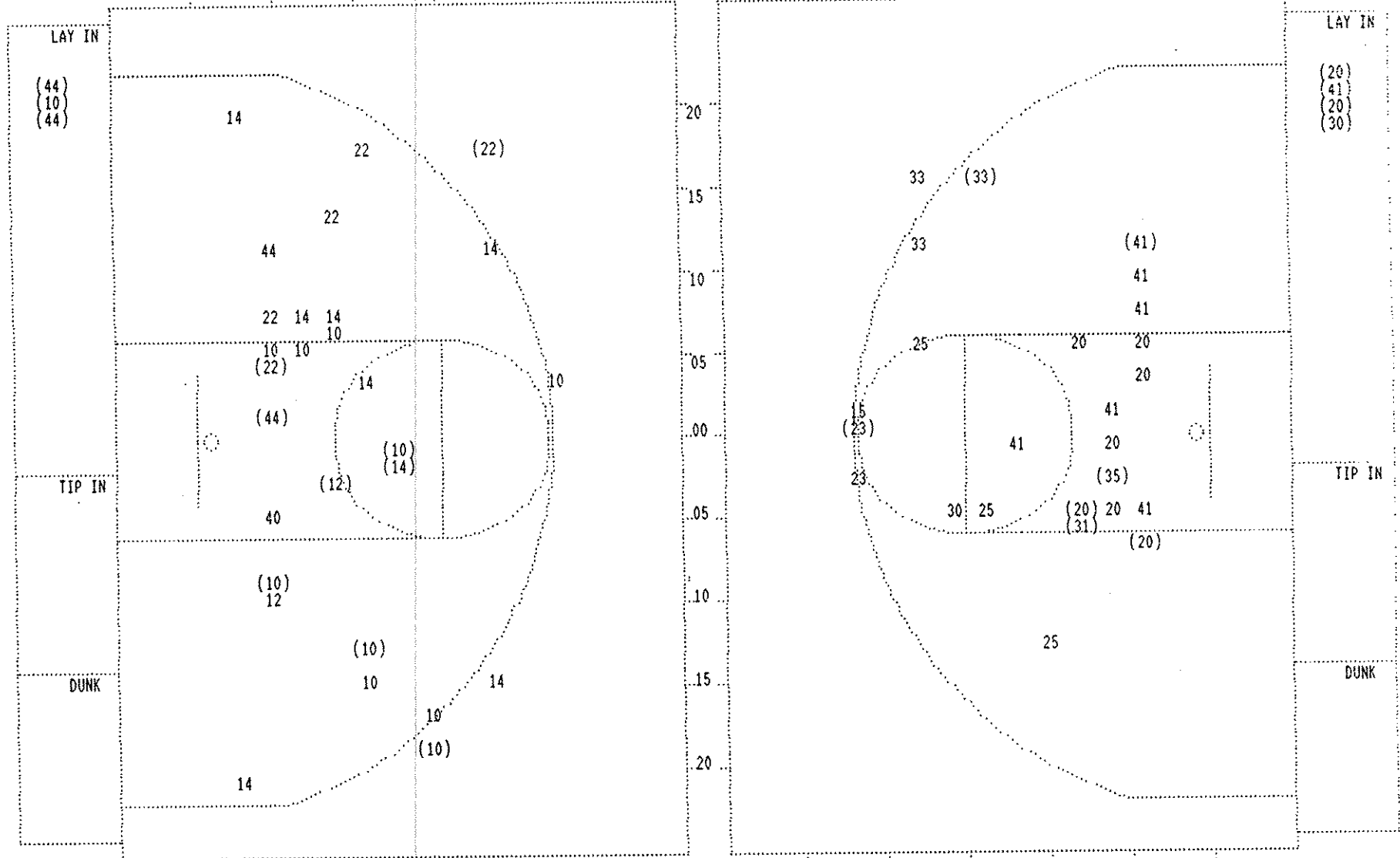
SCORE BY PERIODS

CASEY COUNTY	13	14	=	27
HARLAN	13	19	=	32

Attendance:  
 COMMENTS: POINTS OFF TURNOVERS  
 CASEY COUNTY 4 HARLAN

SECOND CHANCE POINTS  
 2 CASEY COUNTY 8 HARLAN

FIRST HALF SHOT CHART Produced by the KHSAA Sweet Sixteen Stat Crew with FINAL III - a Product of LEXICON SPORTS\*



HARLAN					
Player			Player		Player
44 - COX, TODD	3 / 4	75.0%	40 - SIMPSON, J	0 / 1	0.0%
22 - THOMAS, CH	2 / 5	40.0%			
10 - LESTER, CA	5 / 11	45.4%			
14 - JONES, MIC	1 / 8	12.5%			
12 - HUDSON, KE	1 / 2	50.0%			
Layups	1-9 Ft	10-15 Ft	Over 15 Ft	3 Pointers	Total
3 / 3	4 / 11	3 / 7	0 / 1	2 / 9	12 / 31
100.0%	36.4%	42.9%	0.0%	22.2%	38.7%

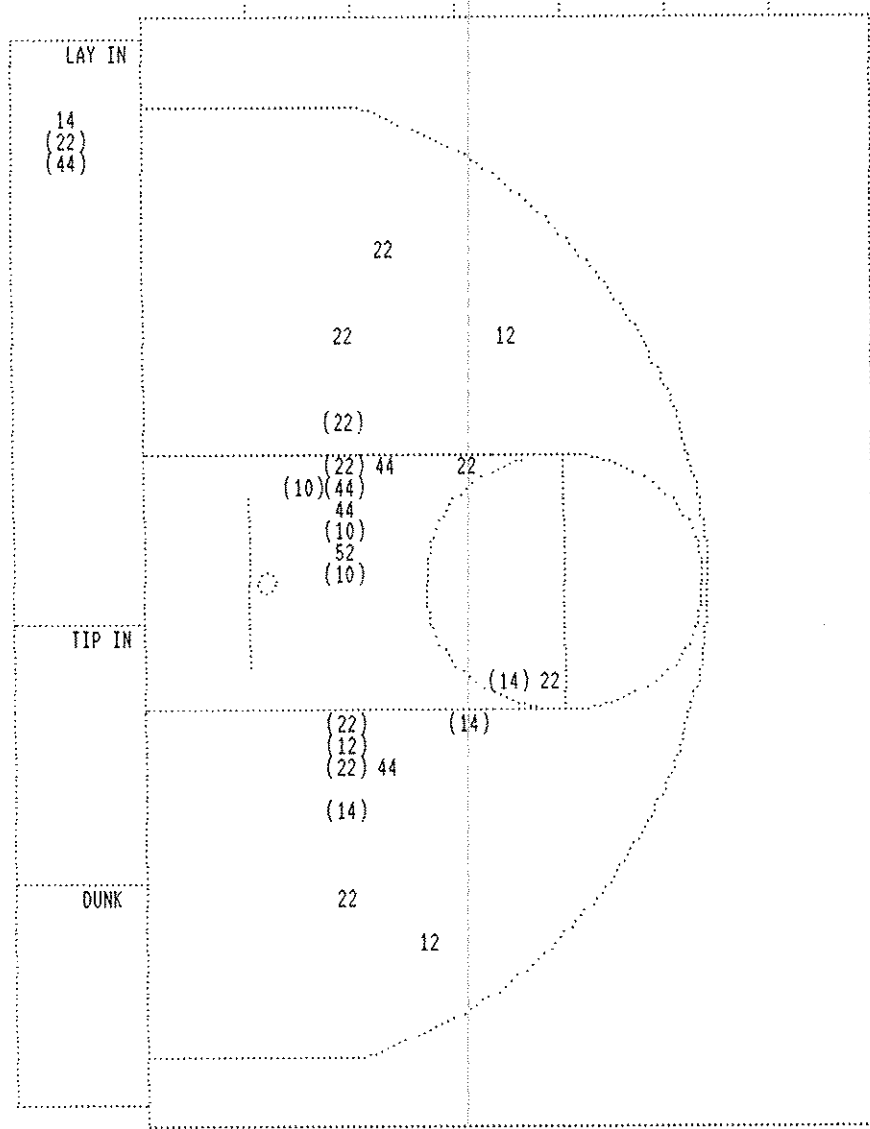
CASEY COUNTY					
Player			Player		Player
33 - WALL, DARA	1 / 3	33.3%	23 - PIERCE, SH	1 / 2	50.0%
41 - BAIRD, RAN	2 / 7	28.5%	30 - PARTON, RO	1 / 2	50.0%
25 - BARRETT, M	0 / 3	0.0%	31 - DAVIS, ADA	1 / 1	100.0%
15 - CUNDIFF, D	0 / 1	0.0%	35 - EMERSON, R	1 / 1	100.0%
20 - BUTCHER, M	4 / 9	44.4%			
Layups	1-9 Ft	10-15 Ft	Over 15 Ft	3 Pointers	Total
4 / 4	4 / 12	1 / 6	0 / 1	2 / 6	11 / 29
100.0%	33.3%	16.7%	0.0%	33.3%	37.9%

Player	Team	HARLAN	Time	Score	CASEY COUNTY	Player	Team
SIMPSON, STACY	COX, TODD	THOMAS, CHARLES			JONES, MICHAEL	WALL, DARAN	BAIRD, RANCE
3-6	50.0%	13-33	39.3%	6 ft Left Side	Follow by THOMAS, CHARLES	3 7:23	*34-27
						3 6:47	34-29* Follow Layup by BUTCHER, MARK
						3 6:25	34-31* 6 ft Lane Driving by BUTCHER, MARK
						3 6:12	
						REB: 22 A: 6 BLK: 1 TO: 5 PF: 0	REB: 19 A: 3 BLK: 2 TO: 5 PF: 0
						S: 4 FT: 6-6 100% FG: 13-35 37.1%	S: 1 FT: 3-6 50.0% FG: 13-32 40.6%
						No. 1 HARLAN	T I M E - O U T
						3 5:51	34-33* Layup Off Fast Break by BARRETT, MIKE
							Assist by CUNDIFF, DARIN
						3 5:47	Foul on BUTCHER, MARK
						3 5:35	*36-33
						3 5:06	Foul on WALL, DARAN
						3 5:06	
						3 5:06	Sub In: DAVIS, ADAM Out: WALL, DARAN
						3 5:06	*37-33
						3 4:45	*39-33
						3 4:29	39-35* Follow Layup by BAIRD, RANCE
						3 4:28	
						3 4:28	39-36* BAIRD, RANCE, 1 Free Throw made
						3 4:28	
						3 4:12	39-38* 7 ft Lane Jump shot by BAIRD, RANCE
						3 3:14	39-40* Driving Layup by CUNDIFF, DARIN
						3 3:06	Foul on DAVIS, ADAM
						3 3:06	Sub In: PARTON, RONNIE Out: BARRETT, MIKE
						3 2:57	
						3 2:45	*41-40
						3 2:09	*43-40
						3 2:09	Foul on PARTON, RONNIE
						3 2:09	Sub In: PIERCE, SHAWN Out: DAVIS, ADAM
						3 2:09	Sub In: EMERSON, ROBBY Out: PARTON, RONNIE
						3 2:09	*44-40
						3 1:51	44-42* 4 ft Lane Turnaround by BUTCHER, MARK
						3 1:39	*46-42
						3 1:20	*48-42
						3 1:15	
						REB: 26 A: 8 BLK: 1 TO: 7 PF: 2	REB: 23 A: 4 BLK: 2 TO: 8 PF: 4
						S: 4 FT: 8-9 88.8% FG: 19-45 42.2%	S: 2 FT: 4-7 57.1% FG: 18-42 42.8%
						3 1:15	Sub In: WALL, DARAN Out: EMERSON, ROBBY
						3 1:05	Foul on CUNDIFF, DARIN
						3 1:05	Sub In: DAVIS, ADAM Out: CUNDIFF, DARIN
						3 1:05	
						3 1:05	Sub In: BLANTON, NATHAN Out: LESTER, CASEY
						3 1:05	THOMAS, CHARLES, 2 Free Throws made 1st missed 2nd
						3 0:51	Foul on BLANTON, NATHAN
						3 0:51	Sub In: LESTER, CASEY Out: BLANTON, NATHAN
						3 0:48	
						3 0:48	Foul on BUTCHER, MARK
						3 0:48	Sub In: BARRETT, MIKE Out: PIERCE, SHAWN
						3 0:40	49-44* Driving Layup by BUTCHER, MARK
						3 0:39	Foul on BUTCHER, MARK
						3 0:39	Sub In: CUNDIFF, DARIN Out: BUTCHER, MARK
						3 0:39	
						3 0:29	Foul on BAIRD, RANCE
						3 0:26	49-46* 6 ft Left Side Turnaround by BARRETT, MIKE
							Assist by BAIRD, RANCE

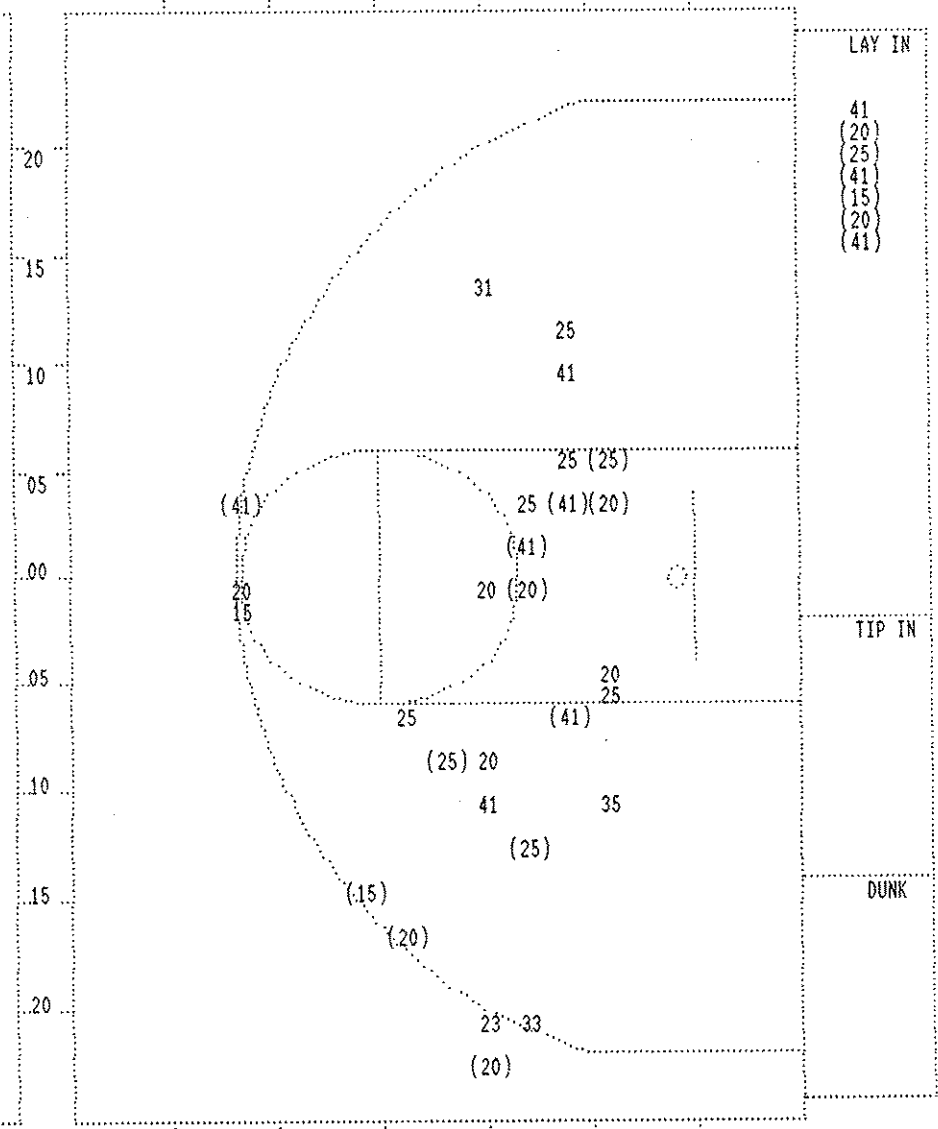




Player	Team	HARLAN	Time	Score	CASEY COUNTY	Player	Team
2	11	Assist by THOMAS, CHARLES	4 1:06	70-64*	3 pt 20 ft Circle Jump shot by BAIRD, RANCE Assist by DAVIS, ADAM	8-16	50.0% 27-61 44.2%
3	8	Foul on COX, TODD	4 0:55		Sub In: PIERCE, SHAWN Out: DAVIS, ADAM	1	8
			4 0:55	70-67*	3 pt 20 ft Right Side Jump shot by BUTCHER, MARK Assist by BAIRD, RANCE	9-18	50.0% 28-62 45.1%
			4 0:38		Foul on PIERCE, SHAWN	2	9
1-3	33.3%	18-24 75.0%	4 0:37			1	15
		THOMAS, CHARLES, 1 & Bonus missed 1st	4 0:23		Foul on PIERCE, SHAWN	2	16
1-3	33.3%	18-25 72.0%	4 0:23				
		HUDSON, KEVIN, 1 & Bonus missed 1st	4 0:17	70-70*	3 pt 23 ft Right Side Jump shot by BUTCHER, MARK	10-19	52.6% 29-64 45.3%
			4 0:15				
		REB: 38 A: 11 BLK: 2 TO: 13 PF: 8 S: 6 FT: 18-25 72.0% FG: 25-55 45.4%	T I M E - O U T		CASEY COUNTY No. 3	REB: 35 A: 9 BLK: 3 TO: 12 PF: 16 S: 5 FT: 6-12 50.0% FG: 29-64 45.3%	
			4 0:15		Sub In: DAVIS, ADAM Out: PIERCE, SHAWN		
4-12	33.3%	26-56 46.4%	4 0:15	*72-70			
			4 0:02				
		REB: 38 A: 11 BLK: 2 TO: 13 PF: 8 S: 6 FT: 18-25 72.0% FG: 26-56 46.4%	T I M E - O U T		CASEY COUNTY No. 4	REB: 35 A: 9 BLK: 3 TO: 12 PF: 16 S: 5 FT: 6-12 50.0% FG: 29-64 45.3%	
			4 0:02		Technical foul on CASEY COUNTY BENCH		
3-5	60.0%	19-27 70.3%	4 0:02	*73-70			
		JONES, MICHAEL , 2 Free Throws made 1st missed 2nd	4 0:02		Sub In: PIERCE, SHAWN Out: DAVIS, ADAM		
			4 0:02				
		REB: 38 A: 11 BLK: 2 TO: 13 PF: 8 S: 6 FT: 19-27 70.3% FG: 26-56 46.4%	No. 3 HARLAN T I M E - O U T		REB: 35 A: 9 BLK: 3 TO: 12 PF: 16 S: 5 FT: 6-12 50.0% FG: 29-64 45.3%		
			4 0:02		Sub In: DAVIS, ADAM Out: PIERCE, SHAWN		
			4 0:01		Foul on BUTCHER, MARK	5	17
			4 0:01		Sub In: PIERCE, SHAWN Out: BUTCHER, MARK		
3-5	60.0%	21-29 72.4%	4 0:01	*75-70			
		THOMAS, CHARLES, 1 & Bonus made both	4 0:01				
			4 0:01				
		REB: 38 A: 11 BLK: 2 TO: 13 PF: 8 S: 6 FT: 21-29 72.4% FG: 26-56 46.4%	No. 4 HARLAN T I M E - O U T		REB: 35 A: 9 BLK: 3 TO: 12 PF: 17 S: 5 FT: 6-12 50.0% FG: 29-64 45.3%		



HARLAN		Player		Player	
44 - COX, TODD	2 / 5	40.0%			
22 - THOMAS, CH	5 / 10	50.0%			
10 - LESTER, CA	3 / 3	100.0%			
14 - JONES, MIC	3 / 4	75.0%			
12 - HUDSON, KE	1 / 3	33.3%			
Layups	1-9 Ft	10-15 Ft	Over 15 Ft	3 Pointers	Total
2 / 3	9 / 13	3 / 7	0 / 2	0 / 1	14 / 26
66.7%	69.2%	42.9%	0.0%	0.0%	53.8%



CASEY COUNTY		Player		Player	
33 - WALL, DARA	0 / 1	0.0%	23 - PIERCE, SH	0 / 1	0.0%
41 - BAIRD, RAN	6 / 9	66.6%	31 - DAVIS, ADA	0 / 1	0.0%
25 - BARRETT, M	4 / 9	44.4%	35 - EMERSON, R	0 / 1	0.0%
15 - CUNDIFF, D	2 / 3	66.6%			
20 - BUTCHER, M	6 / 10	60.0%			
Layups	1-9 Ft	10-15 Ft	Over 15 Ft	3 Pointers	Total
6 / 7	6 / 11	2 / 8	4 / 9	18 / 35	
85.7%	54.5%	25.0%	44.4%	51.4%	